


**HGW 132092 1/32 (na zamówienie) FE.2b SUPER DETAIL SET****Cena :****210,00 PLN**Producent : **HGW**Dostępność : **Na zamówienie (Oczekiwanie: 2-4 tygodnie)**Stan magazynowy : **bardzo wysoki**Średnia ocena : **brak recenzji****HGW 132092 FE.2b SUPER DETAIL SET (1/32)**

Elementy fototrawione do modeli plastikowych. Skala 1/32

W skład zestawu wchodzi:

- 132062 FE.2b SEATBELTS**
- 132019 RFC LEWIS / VICKERS GUNS**
- 132020 RFC BOMB TAIL + RACK**
- 132079 FE.2b INTERIOR**
- 132080 FE.2b SURFACE DETAILS**
- 132084 FE.2b ENGINE**
- 632013 FE.2b MASK**
- 632014 FE.2b PROPELLER MASK**
- FE.2b LIGHT PLYWOOD DECAL (Interior)**

Producent: **HGW** (Czechy)



# 1/32 HIGH QUALITY SUPER DETAIL SET

**MICRO FIBRE FABRIC SEATBELTS  
PHOTOETCHED ACCESSORIES  
DECALS**

MADE IN CZECH REPUBLIC

**FE.2b 132092**

- 132062 FE.2b seatbelts
- 132019 RFC LEWIS / VICKERS GUN
- 132020 RFC BOMB TAIL - RACK
- 132079 FE.2b interior
- 132080 FE.2b SURFACE DETAILS
- 132084 FE.2b engine
- 632013 FE.2b MASK
- 632014 FE.2b PROPELLER MASK
- FE.2b LIGHT PLYWOOD DECAL (interior)

**FE.2b 132062**

1 2 2  
1 2 2  
1 2 2  
1 2 2  
3 3  
3 3

**HGW 132062 FE.2b seatbelts**

Micro fibre fabric

**HGW 132079 FE.2b Interior**

© EDUARD 2012 Made in Czech Republic

**TRANSPARENT**

132079 FE.2b

**HGW 132080 FE.2b SURFACE DETAILS**

© EDUARD 2012 Made in Czech Republic

**HGW 132020 RFC bomb tail + rack**

© EDUARD 2011

**HGW 132019 RFC Lewis/Vickers Guns**

© EDUARD 2011 Made in Czech Republic


**HGW 132084 FE.2b engine**

© EDUARD 2012 Made in Czech Republic

[www.jadarhobby.pl](http://www.jadarhobby.pl)

WWW.HGWMODEL.COM





1/32



# MASK

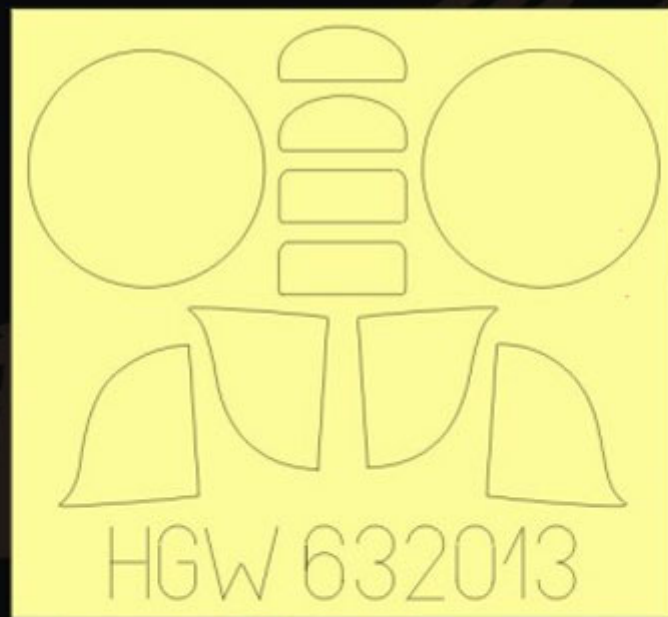
## FE.2b

632013

MADE IN CZECH REPUBLIC

FOR WINGNUT WINGS KIT


[www.jadarhobby.pl](http://www.jadarhobby.pl)



[WWW.HGW.WEBGARDEN.CZ](http://WWW.HGW.WEBGARDEN.CZ)



**1/32**



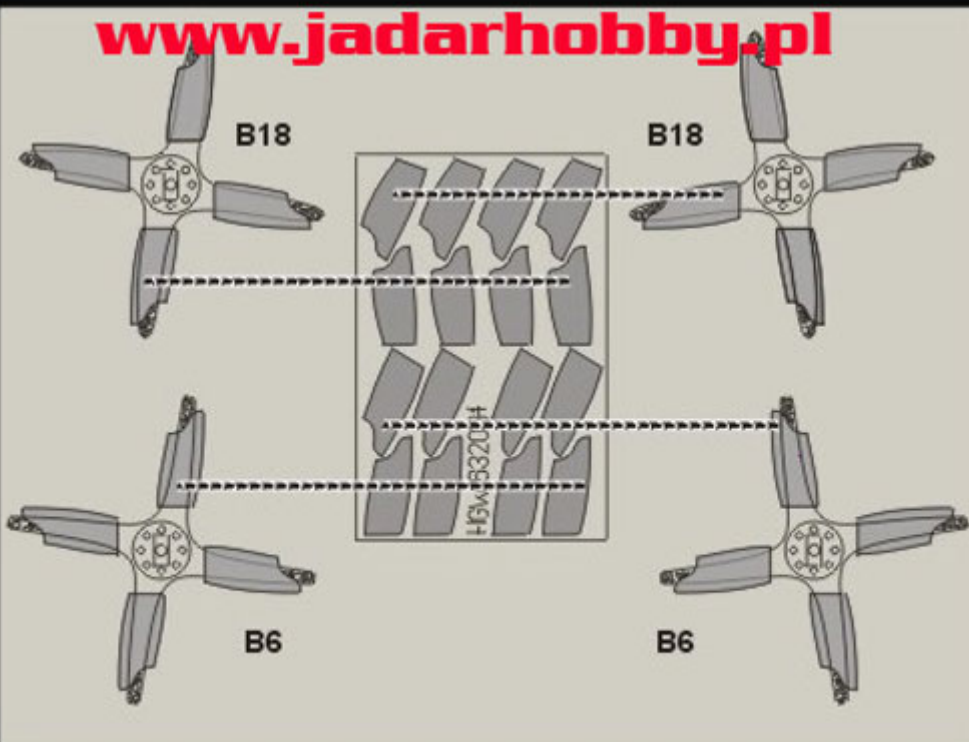
# MASK

**RAF FE.2b**  
PROPELLER  
**632014**

MADE IN CZECH REPUBLIC

**FOR WINGNUT WINGS KIT**

[www.jadarhobby.pl](http://www.jadarhobby.pl)



The diagram illustrates the assembly of the propeller. It features four views of the propeller: two labeled B18 (top and bottom) and two labeled B6 (left and right). A central tray contains 16 individual propeller blades, with the part number 632014 printed vertically on it. Dashed lines connect the blades in the tray to the corresponding positions on the propeller views, showing how they are assembled onto the central hub.



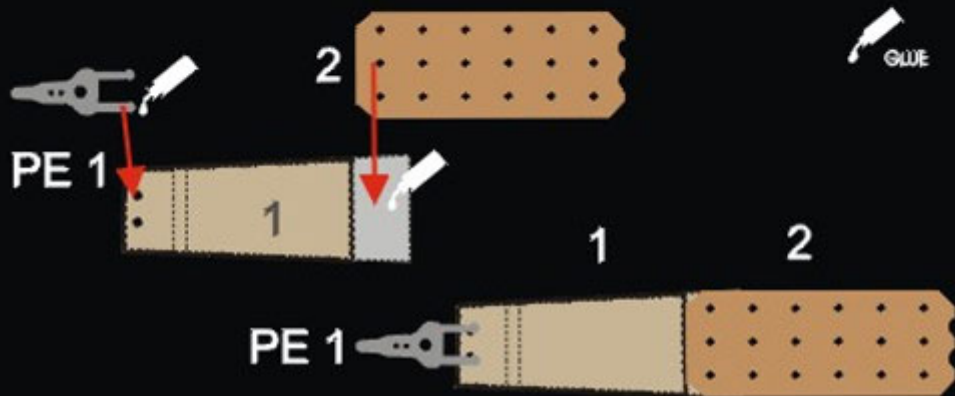
132062

FE.2b



**HGWW**

[www.hgw.webgarden.cz](http://www.hgw.webgarden.cz)



[www.jadarhobby.pl](http://www.jadarhobby.pl)

