

Mushroom Yellow 6133 - Messerschmitt Bf 109F (książka)



Cena :

60,00 PLN

Producent : **Stratus**

Dostępność : **Na zamówienie (Oczekiwanie: 7~14 dni)**

Stan magazynowy : **bardzo wysoki**

Średnia ocena : **brak recenzji**

On individual order

Mushroom 6133 Messerschmitt Bf 109F (książka)
Yellow Series

- autor: Robert Michulec
- plansze barwne : Karolina Holda
- format : 165 x 230 (B5) , miękka oprawa , 136 stron w kolorze
- tekst w j.angielskim
- ISBN 978-8361421757
- Sandomierz 2013

Opisano historię powstania , dokładne dane techniczne.
Zdjęcia, rysunki z manuali, barwne profile, plany w skali 1/48

Polecamy modelarzom oraz entuzjastom lotnictwa!

Wydawca: **Stratus** (Polska)

Robert Michulec

Messerschmitt Bf 109F




MMPBOOKS

WWW.JADARHOBBY.PL

Yellow Series No 6133

3D drawing of the Bf 109F-1 nose produced by WNF factory.




3D drawing of the Bf 109F-4 nose.



WWW.JADARHOBBY.PL

3D drawing of the Bf 109F-4/Z nose. Note deeper oil cooler under the fuselage.



All drawings D. Grzywacz.



Bf 109F-4 flown by Major Hannes Trautloft, Kommodore of JG 54, Sivierskaya, May 1942. Camouflaged in RLM 70 and RLM 71 over RLM 76 undersurfaces. Stab markings on the fuselage sides. A variation of the Geschwader emblem was unique to the Trautloft's aircraft.

WWW.JADARHOBBY.PL



Bf 109F-4 flown by Maj. H. Trautloft, Kommodore of JG 54, Relbitsy, March 1942. Originally camouflaged in RLM 70 and RLM 71 over RLM 76 undersurfaces, Trautloft's machine has received a partial snow camouflage in a temporary white finish. Geschwader 'Green Heart' emblem appeared under the cockpit on both sides of the fuselage and the Kommodore's markings, comprising a double chevron and two horizontal bars, were applied in a permanent white with a black outline. Note removed main undercarriage covers.



A Bf 109F-4/trop from I./JG 3 during operations in the Mediterranean in 1942. The aircraft is fitted with armoured glass and an under-fuselage carrier for a 250-kg bomb. (CAW)

Below: Tropical filter in open position. (D. Grzywacz)

WWW.JADARHOBBY.PL

Bf 109F-4/trop. Camera window under fuselage is also shown, side view. 1/48 scale.

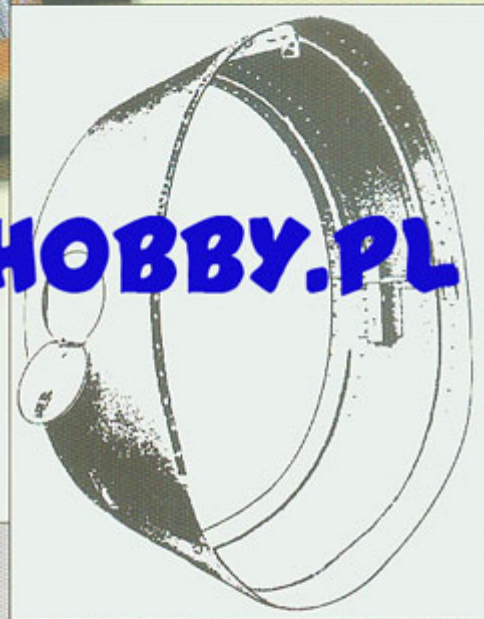


Opposite page: Two shots of a Bf 109F-4/Z/trop with the GM-1 system fitted, showing factory code of PK+XH, during a demonstration flight, 1941. An identical aircraft can be seen in the background, but with markings of II Gruppe (probably JG 2). Note the changed shape of the main wheel wells: as opposed to the first Bf 109Fs, which were originally planned to have covered wheels, production Bf 109Fs were soon seen with round wells, shaped to enclose the wheels tightly. (IWM)



Port side of the engine cowling. Note the shape of the supercharger intake – Bf 109F-4/Z.

Below: Drawings of the front engine cowling with oil filler cap in open position. (Technical Manual)



WWW.JADARHOBBY.PL

Below: Another wartime photo of DB601 engine servicing. Details of the engine installation are visible. Note also canopy and cockpit details (Stratus coll.)

