

WWP R062 - Pz.Kpfw. 35(t)



Cena :
~~93,00 PLN~~
79,05 PLN

Producent : **WWP (Czech)**
 Dostępność : **Jest**
 Stan magazynowy : **niski**
 Średnia ocena : **brak recenzji**

WWP R062 - Pz.Kpfw. 35(t)? (książka)
Fotograficzna instrukcja dla modelarzy.

Seria "Special Museum Line". Fotoalbum ze zdjęciami.

Książka zawiera 68 stron w kolorze.

Wydrukowano na błyszczącym papierze, format 240x225mm, miękka oprawa. Tekst angielski.

Wydawca: **WWP Wings & Wheels Publications** (Czechy)

Polecamy modelarzom i wszystkim, którzy interesują się historią wojskowości!





The T-35 Light tank

In August 1934 the High Command of the Czechoslovak Army prepared a study on the role of tanks in its arsenal and, based on that study, in 1935 placed with domestic manufacturers a first order for 160 light tanks of the so-called "Category II-a" or "Cavalry tank". That equipment became the sole type/category that from 1936 to 1938 represented the ornament of the "Pluky útočné vozby" - i.e. the assault vehicle regiments that were the

peacetime basis for the "rapid divisions" that were to be the strength of the army's mobile assault forces. The Škoda S-II-a tank, introduced as the


Tanks of the Czechoslovak Army lined up in March 1939 at the base in Milovice (some 40 km NE of Prague) for the ignominious handover to the occupying troops of Nazi Germany. The machine in front carries the turret marking of the first platoon.

Walk Around



In the glacis armour plate is an access hatch for servicing the mechanisms of the gearbox and controls placed, as with British tanks and vehicles,


on the right hand side (Czechoslovakia was, until German occupation in March 1939, a right-hand drive country too).



JADAR-MODEL




JADAR-MODEL






The commander's cupola did not rotate. Its hatch swings up to the right rear. Its overhang over the cupola sides serves as a ventilation opening. There is an opening in the hatch for the observation periscope.



Chassis Details



The tensioning idler and its details. The track tension-changing toothed rack is very clearly visible on the photo with tracks removed. Above right a photo from the manual shows the front drum brake with the drum removed to show the shoes.



JADAR-MODEL

LT-35 in 1/35 Scale



JADAR-MODEL

