

A.MIG-5952 M2A3 BRADLEY FIGHTING VEHICLE IN DETAIL VOL.2 (wersja angielska)

Cena :
~~88,00 PLN~~
74,00 PLN

Producent : **AMMO by Mig Jimenez**
Dostępność : **Jest**
Stan magazynowy : **niski**
Średnia ocena : **brak recenzji**

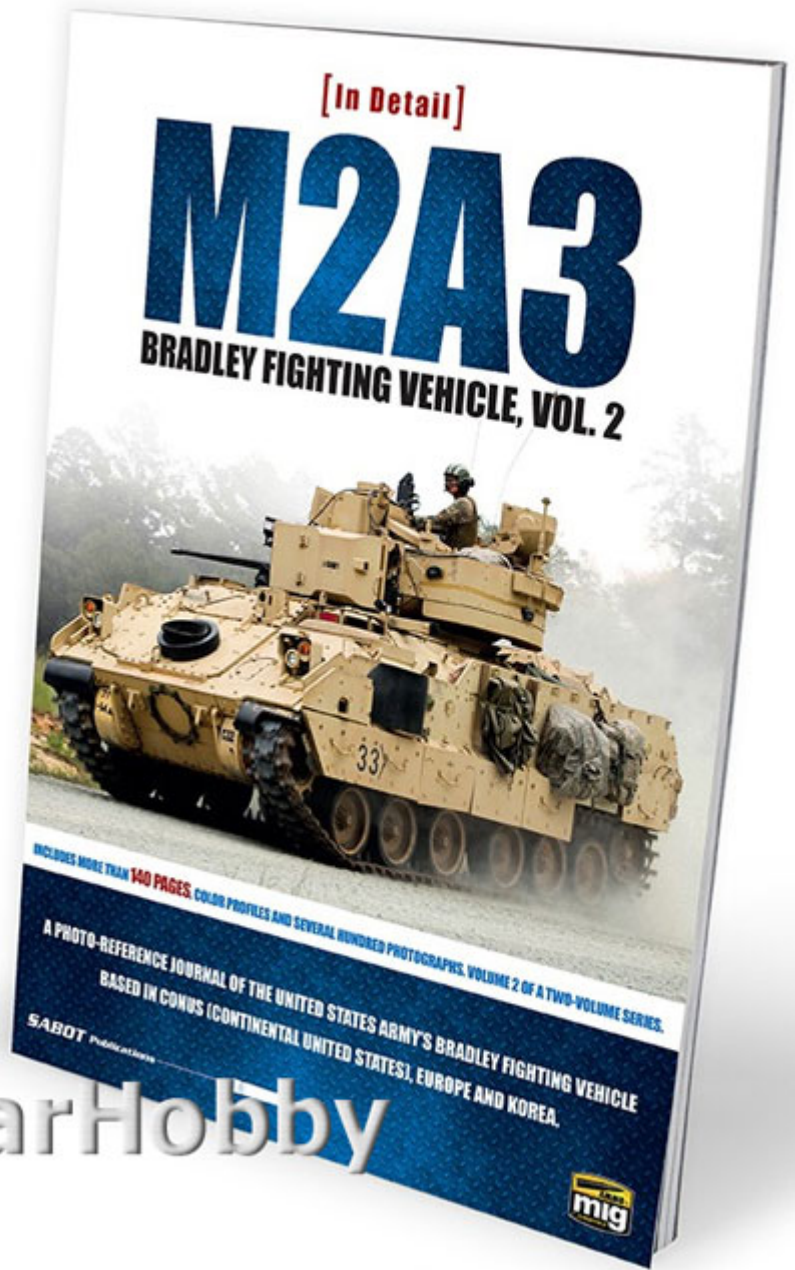
A.MIG-5952 M2A3 BRADLEY FIGHTING VEHICLE IN DETAIL VOL.2 (wersja angielska)

M2A3 Bradley tom 2 jest wspólną publikacją AMMO i SABOT Publications, w której znajdziesz na ponad 140 stronach dużo kolorowych zdjęć amerykańskiego gąsienicowego bojowego wozu piechoty.

+140 stron, kolorowe zdjęcia, tekst angielski, pełny kolor

Wydawca: **AMMO of Mig Jimenez** (Hiszpania)

Polecamy!



JadarHobby



An M103 Bradley with Company D, 1st Battalion, 150th Infantry Regiment moves into position to support an assault while participating in an Operable Combat Training Capability exercise at Camp Shelby Joint Force Training Center, near Hattiesburg, Mississippi.



A M103 Bradley works to cross over the China River during a multinational partnership exercise in Poland in November 2017.



A Bradley platoon from the 1st Battalion, 150th Infantry Regiment is shown in a wooded area during an exercise.



A Bradley with 1st Battalion, 150th Infantry Regiment is shown in a snowy environment.

Jadar Hobby

Page 10

Page 11



An M103 Bradley in 3rd Battalion, 20th Para-Airborne Brigade, 3rd Airborne Brigade Combat Team, 4th Infantry Division prepares to conduct a multinational combined arms breach of obstacles training exercise on 25 at the Golan Heights Range in Idnabaq, Paragwaj.



A Bradley exits from a Bradley during a live fire Accuracy Screening Drill, Salsomano, Poland, January 18, 2017.



M103 Bradley during Division Action Reaction (DAR) at the National Training Center in Fort Irwin, California, April 5, 2017.



U.S. Soldiers assigned to 1st Battalion, 8th Infantry Regiment, 3rd Airborne Brigade Combat Team, 4th Infantry Division, leave the qualification area with their Bradley of a live fire range at Karlikrange, Zagan, Poland, February 2, 2017.

Jadar Hobby

Page 12

Page 13



FIG 42
An M2A2 sits at a Battle Position (BP) to take on range targets, commonly called the Pinned-in Army, as the targets are made of glassed. The fire system is only used when the vehicle is in a stopped position.

FIG 43
One of the distinguishing aspects of the M2A2 is the location of the personnel on the upper rear half of the vehicle. On the M2A2 they are on the hull itself. On the M2A1 they are on the troop hatch.

FIG 44
This M2A2 vehicle is in a hole position during a CADEX. The HQ element is typically another way during a CADEX but all vehicles and systems are "hatched" out. The inside view of the S.F. track showing the M2A2 installed on the M2A1.



JadarHobby




The CP on this example is hatched open, and shows better view.



FIG 45
Close-up of a turret attachment for a part of the M2E1 gun.
FIG 46
A shot of the front of the turret, showing the sensor for the M2E1 gun and the gun obscured.




JadarHobby



M2A3 3rd Infantry Division, 1st Brigade HQ&A "Prometheus"

T.Hobby
© Thomas Vater | 2018

Page 68



M2A3 3rd Infantry Division, 1st Brigade HQ&A "Prometheus"

T.Hobby

Page 69

JadarHobby



Inside the Turret

Page 70



The gunner's station of the M2A3

Page 71

JadarHobby