


HGW 132507 1/32 Albatros D.V/D.Va - Seatbelts



Cena :

38,00 PLN

Producent : **HGW**

Dostępność : **Jest**

Stan magazynowy : **niski**

Średnia ocena : **brak recenzji**

HGW 132507 1/32 Albatros D.V/D.Va - pasy

Zestaw kompletnych, laserowo wycinanych pasów do modeli firmy **Wingnut Wings** w skali 1/32. Pasy wykonane są z prawdziwego materiału, sprzączki z elementów fototrawionych.

Producent: **HGW** (Czechy)

Seatbelts

1/32

Micro fibre fabric



HIGH QUALITY
DETAIL SET

Albatros D.V / D.Va


132507

Wingnut Wings

MADE IN CZECH REPUBLIC



Precut microtextile seat belts.
Fine print, real textile,
natural texture, soft material,
easy to thread the belts
through the buckles



www.jadarhobby.pl

PHOTOETCHED ACCESSORIES

WARNING!

This set contains sharp parts. Work carefully in a clean and well-lit room. Safe use is recommended. This product is not intended for children under 14 years of age.



WWW.HGWMODELS.CZ

Albatros D.V/D.Va

Wingnut Wings

132507

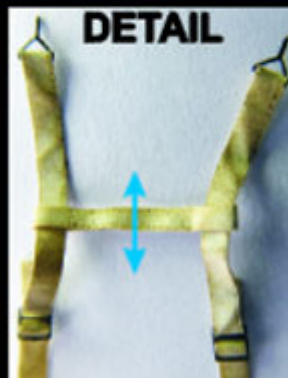
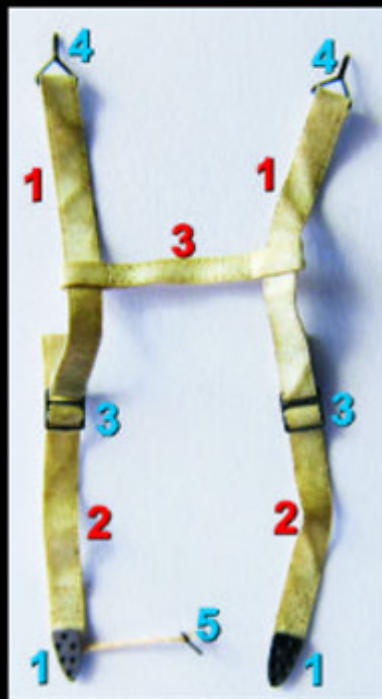


WWW.HGWMODELS.CZ

Lasch
ADVANCED TECHNOLOGIES

TEXTILE PART

PHOTOETCHED PART



**REAL
LOOK**



Precut microtextile seat belts.
Fine print, real textile,
natural texture, soft material,
easy to thread the belts
through the buckles

1. Take the precut textile part out of the seat.
2. Remove supporting paper.
3. Crumple the belt into a little ball and nend it between the fingers.
4. Thread the belts through the buckles - use superglue.
5. Put the belts into the seat.
6. Spray by the glossy varnish.
7. Impregnate the belts with very diluted oil color (mix black and brown) - it will highlight the texture.
8. Spray by matt varnish.

After the varnish becomes dry it is possible to drybrush with light oil colour.

www.jadartohobby.pl